

# recreate

Join us in celebrating the gift of art, encouraging artists, pursuing artistic talent! With this event, we acknowledge that every square inch of life belongs to Christ: reclaiming the area of art for the glory of God. This year's theme is Psalm 23.

Saturday, April 25, 2015 @ New West CRC • 8255 13th Avenue, Burnaby

## ARTIST'S REGISTRATION FORM

Name: \_\_\_\_\_  Child  Teen  Adult (20+)

Address: \_\_\_\_\_ City: \_\_\_\_\_, BC Postal Code: \_\_\_\_\_

Email: \_\_\_\_\_ Phone: \_\_\_\_\_

Artist's Signature: \_\_\_\_\_

Thank you for your entries. We welcome art of all kinds, from photography to paintings to sculptures, and everything in between!

All work must remain on display for the duration of the event on Saturday, April 25.

For further questions or information, please contact one of the following coordinators:

**Marianne Van Delft at [mgvandelft@shaw.ca](mailto:mgvandelft@shaw.ca) or 604.521.8216 • Marianne Jansma at [mcjansma@hotmail.com](mailto:mcjansma@hotmail.com) or 604.939.2488**

Please fill out the following forms, one for each art entry (max. 4 per medium per artist). Attach the form to your artwork.

**Please note: we will accept NO repeat submissions from the 2014 show.**

### ART ENTRY # \_\_\_\_\_ ATTACH TO ARTWORK

Artist Name & Phone Number: \_\_\_\_\_

Title of work: \_\_\_\_\_

Medium (e.g. oil, acrylic, pencil, wood, clay, etc): \_\_\_\_\_

Size of your work (inches): Hanging item OR Table item:  
height \_\_\_\_\_ width \_\_\_\_\_

For Sale! Price: \_\_\_\_\_  Not for Sale!

### ART ENTRY # \_\_\_\_\_ ATTACH TO ARTWORK

Artist Name & Phone Number: \_\_\_\_\_

Title of work: \_\_\_\_\_

Medium (e.g. oil, acrylic, pencil, wood, clay, etc): \_\_\_\_\_

Size of your work (inches): Hanging item OR Table item:  
height \_\_\_\_\_ width \_\_\_\_\_

For Sale! Price: \_\_\_\_\_  Not for Sale!

### ART ENTRY # \_\_\_\_\_ ATTACH TO ARTWORK

Artist Name & Phone Number: \_\_\_\_\_

Title of work: \_\_\_\_\_

Medium (e.g. oil, acrylic, pencil, wood, clay, etc): \_\_\_\_\_

Size of your work (inches): Hanging item OR Table item:  
height \_\_\_\_\_ width \_\_\_\_\_

For Sale! Price: \_\_\_\_\_  Not for Sale!

### ART ENTRY # \_\_\_\_\_ ATTACH TO ARTWORK

Artist Name & Phone Number: \_\_\_\_\_

Title of work: \_\_\_\_\_

Medium (e.g. oil, acrylic, pencil, wood, clay, etc): \_\_\_\_\_

Size of your work (inches): Hanging item OR Table item:  
height \_\_\_\_\_ width \_\_\_\_\_

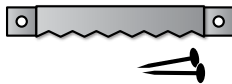
For Sale! Price: \_\_\_\_\_  Not for Sale!

# re:Create

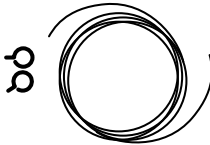
## How to Hang your Artwork

### Hanging Materials:

**Bear Claw with nails**



or



**Hook & Eye with wire.**

(Other types of fasteners are available)

### Placement:

#### Hanging with Bear Claws:


- Place Bear Claw at the top of the frame.
- If your artwork is large place two Bear Claws on the artwork to help support the weight.

#### Hanging with wire:

- Place wire at the top half of the frame. This allows the frame to sit snugly against the wall.

#### Framed Drawings, Photo's & Water colour painting:

Should be framed using a matt, glass & frame



#### Framed canvas or canvas board:

Does not require a matt or glass.



#### Unframed canvas:

Finish edge of Canvas for a clean look.



#### Framed Artwork with

Bear claw hanging method:



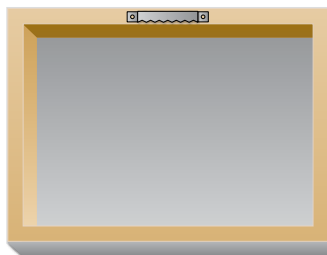
#### Framed canvas with

Bear claw hanging method:



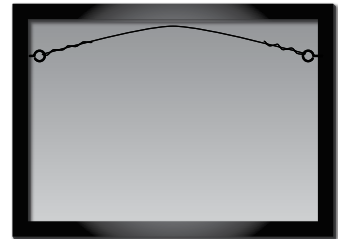
#### Unframed canvas with

Bear claw hanging method:



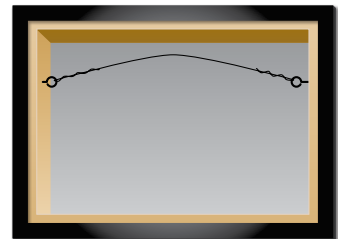
#### Frame with Wire Hanging method:

Eye Hooks with hanging wire.



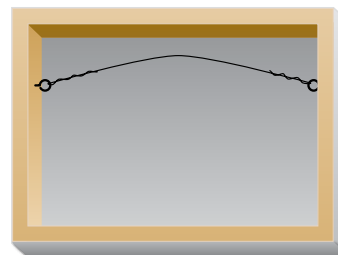
#### Framed canvas with Wire Hanging method:

Eye Hooks with hanging wire.



#### Unframed canvas with Wire Hanging method:

Eye Hooks with hanging wire.



If you have any questions regarding hanging your art please contact one of the re:Create members.